


# SUPPLIES AND ACCESSORIES

Ensure the best printing results and a hassle-free experience with these handy accessories.


Included:



**Tube cutter (PA-TC-001)**  
Cuts the tubes into the specified length quickly and professionally.



**Ink ribbon (TR-100BK)**  
100m black ink ribbon used for tube printing.



**Cleaner (PA-CL-001)**  
Cleans the tube to ensure surface is dirt-free before printing.



**TZe tapes**  
Suitable for both office and industrial use, our TZe standard laminated tapes are weatherproof, waterproof and resistant to wear and tear.



**Conveyance rollers (PA-RL-001, PA-RL-002 & PA-RL-003)**  
Ensures tubes move smoothly through the machine.

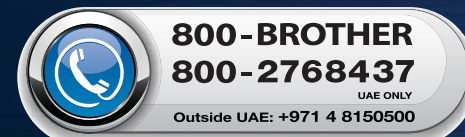
# SPECIFICATION

Powerful strengths and features.

## PT-E850TKWLI

Tube	
Compatible Tube Diameter	2.5 - 6.5mm
Supported Tube Type	PVC
Max Print Height for Tube	6mm
Tube Print Speed	40mm/sec
Multi Line Printing for Tube	Up to 2 lines
Label	
Tape Type	TZe, HGe, HSe (Heat Shrink Tube)
Maximum Tape Width	Up to 36mm
Label Print Resolution	360dpi
Label Print Speed	60mm/sec
Cutter	Auto and Half cutter
Multi Line Printing for Label	Up to 17 lines
Label Collection	Available in Brother iPrint and Label (Mobile app)
Brother iPrint&Label app Brother Mobile Cable Tool app	Yes
General	
Machine Dimensions (W x D x H) mm	338 x 188 x 151 338 x 188 x 173 (with keyboard)
Interface	USB / WiFi
Host Device	Machine Keyboard / PC / Mobile Device
Numbering Function	Normal / Octal / Hexadecimal / Alphabet
Barcode Printing	Yes
Items (Included in the box)	36mm Black on White 8m tape (TZe-261) 100m Black Ink ribbon (TR-100BK) AC Adapter (AD9100ESA)

For more information contact us at




www.brother.ae

P-touch

brother  
at your side

## ENGINEERED FOR ELECTRICIANS

### INDUSTRIAL TUBE PRINTER FOR ELECTRICAL MARKING



Japanese Excellence  
For Over 100 Years

# Introducing Brother's PT-E850TKWLI.

Get the job done in no time with these robust industrial tube printers.



## Twin Engines

Meet the first industrial printers with twin engines. With just one machine, you can print on tubes, labels of up to 36mm and other applications; including warning signs and tags.



## Zero Fuss

Switch between tube and label printing without replacing or reinserting supplies. Need to replace worn-out parts? You can do it yourself in a few quick steps. It's that easy.



## Perfectly Portable

Get the printer working wherever, whenever with the rechargeable Li-ion battery and wireless capability.



## Durable Labels

The printers are compatible with TZE tapes, the toughest auto-laminated labels in the market. Ideal for industrial use, TZE is resistant to water, grease and harsh weather conditions.



## Maximum Printability

Print more on each label and ensure the legibility of your text with the benefit of additional printable height.



## Compact Design

The keyboard can be placed directly on top of the printer, saving extra space on every workplace.

# START PRINTING IN 3 SIMPLE WAYS. HERE'S HOW.

You can print from the keyboard, PC, or mobile app. It's as simple as it gets.

## 1 Print via keyboard (tube and label printing)



Design your tube or label print artwork from scratch. Alternatively, for ease of use, use the keyboard to select a template



Select print options via the printer's keyboard



Hit print

## 2 Print via PC (tube and label printing)



Use Brother Cable Label Tool software or Brother P-touch Editor software to design your templates



Select print options on your PC



Send the file to print

## 3 Print via mobile (label printing only)



Design your label artwork on your mobile device using the Mobile Cable Tool or Brother iPrint & Label app



Select print options on the mobile app



Send the file to print